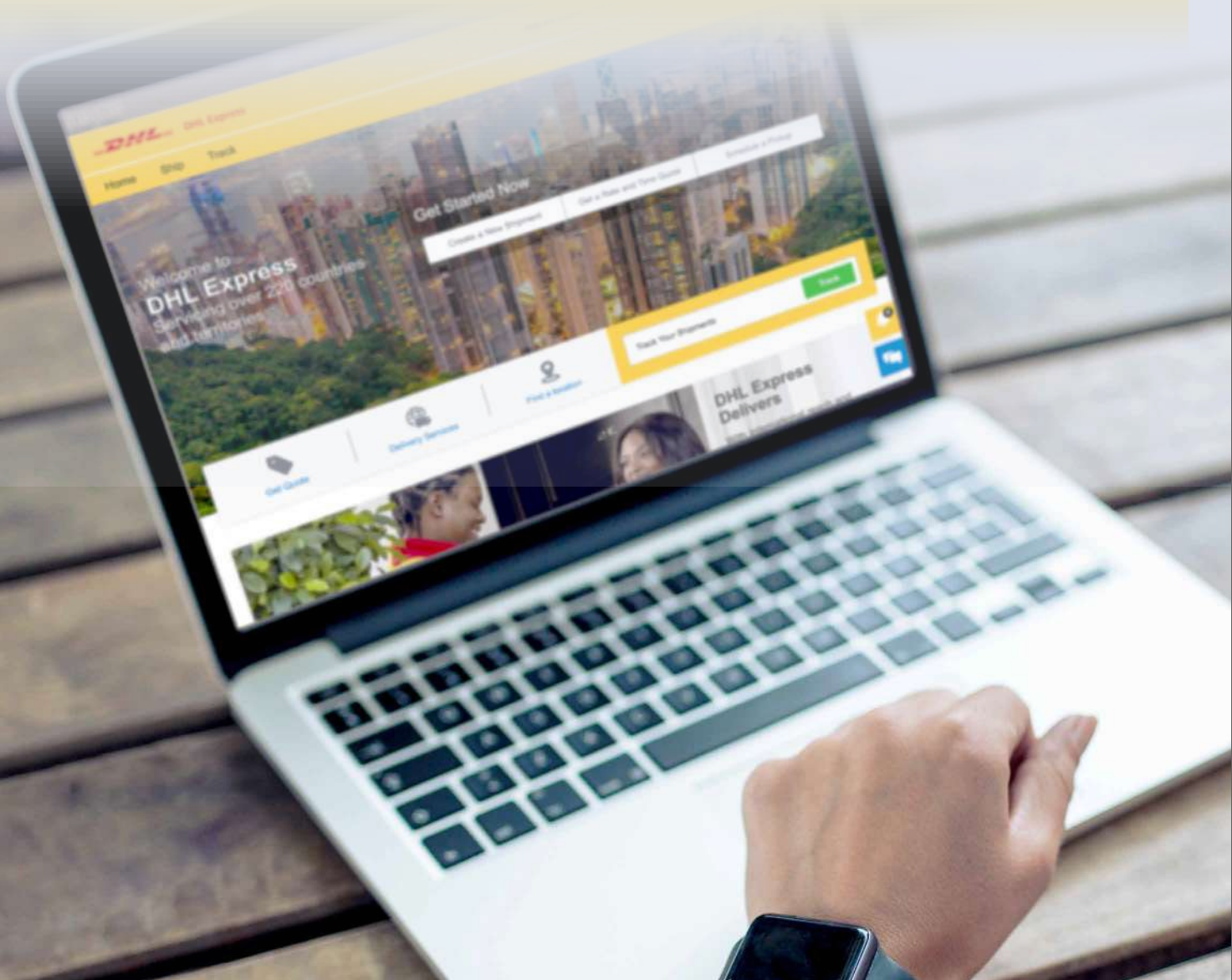




# REGISTRATION USER GUIDE

Simply fast. Simply efficient. Simply amazing.

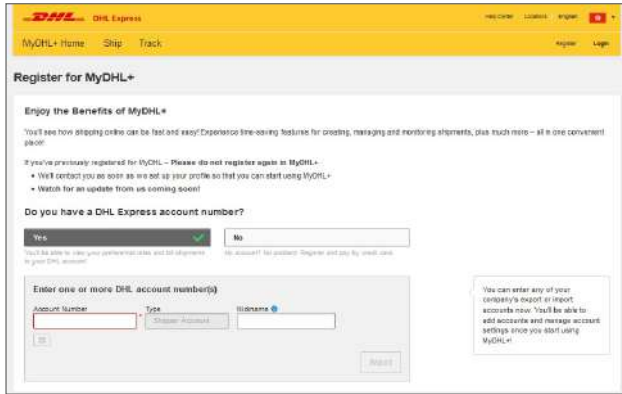
**DHL Express – Excellence. Simply delivered.**



# REGISTER MyDHL+

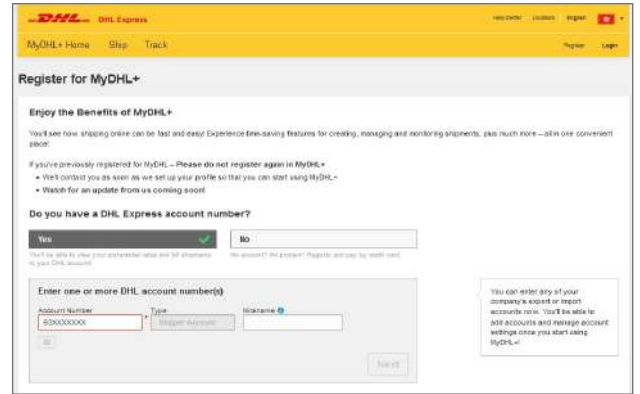
## Step 1

Please go to MyDHL+ registration page at:  
<https://mydhl.express.dhl/hk/en/registration.html>



## Step 2

Please click 'Yes' and input the DHL account number then click 'Next'; or "No" if you do not have DHL account and will proceed via credit card payment, then fill in your details.



## Step 3

- Please input your details. Data fields with \* are mandatory.
- The password must be at least **8 characters** with **1 uppercase letter, 1 lowercase letter, 1 number** and **1 special character** (example: !@#\$%\*?).



## Step 4

### Accept Terms

- Please accept both DHL Terms and Conditions and Privacy and Cookies Policy.

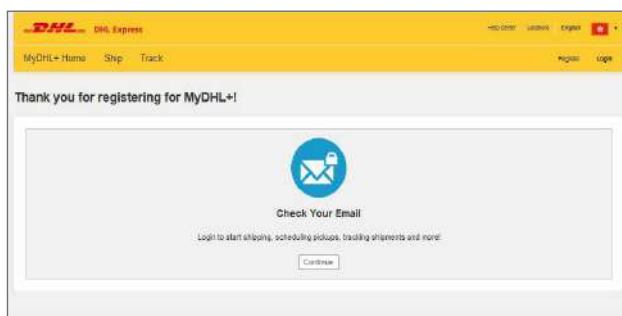


Click or select the [description of icon]

- Please select the mentioned icon for human check.
- Last, please click **Register** to confirm the registration.

## Step 5

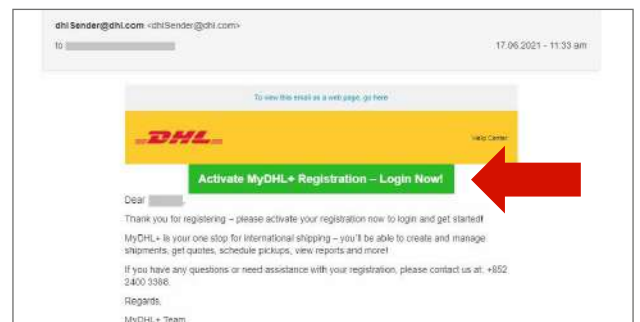
Once you register MyDHL+ successfully, the system will show below message. Please go to the registered email and check the activation email.



## Step 6

■ Please check the inbox of your email (check the junk mailbox if you cannot receive it). The sender email will be [dhlSender@dhl.com](mailto:dhlSender@dhl.com)

- Please click the '**Activate MyDHL+ Registration – Login Now!**' button to activate your MyDHL+ account and login to start shipping.



**Connect  
with us**


**DHL Express (Hong Kong) Limited**

Level 20


348 Kwun Tong Road

Kwun Tong, Kowloon

Hong Kong

 Ready to ship? Get a quote from [MyDHL+](#)

 Call Customer Services on (852) 2400 3388

 Find your nearest [DHL ServicePoint](#)

Valid: 07/2021

The information in this guide is correct as of  
07/2021.

DHL reserves the right to amend or modify any of the  
information at any time.