



MYDHL+

SEAMLESS LOGIN TO MYBILL

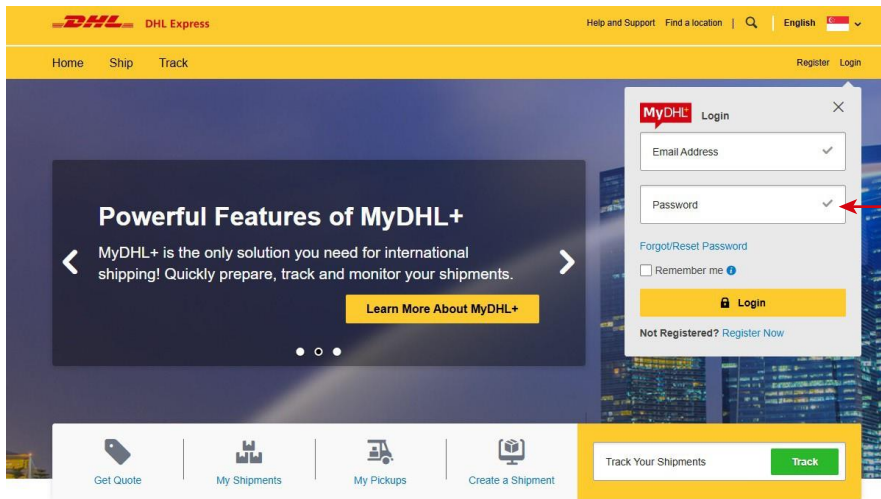
DHL Express – Excellence. Simply delivered.



TABLE OF CONTENTS

Login to MyDHL+	3
Setup MyBill to MyDHL+ Portal	3
Setup Completed	4
Reset Password for MyBill	5

Step 1: Login to MyDHL+



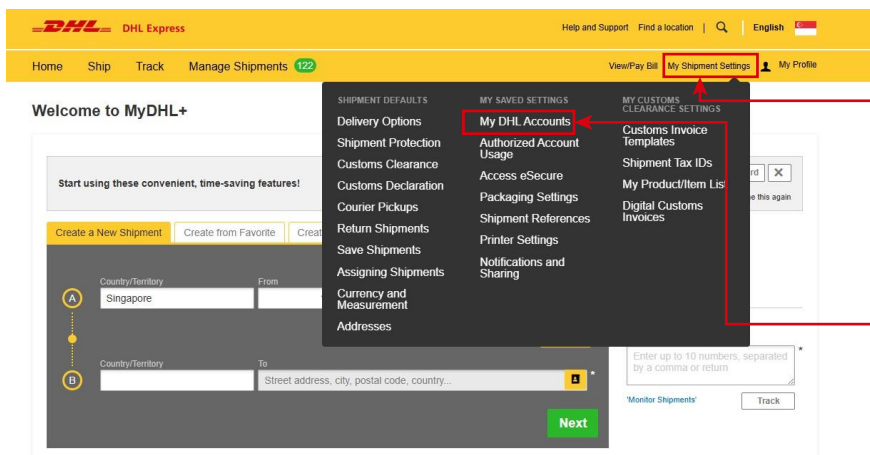
1

Go to MyDHL+ by visiting <https://mydhl.express.dhl/sg/en/auth/login.html>

2

Enter your MyDHL+ login credentials (email address and password)

Step 2: Setup MyBill to MyDHL+ Portal



3

Click on "My Shipment Settings"

4

Click on "My DHL Accounts"

Step 3: Setup MyBill to MyDHL+ Portal

The screenshot shows the DHL Express 'My Shipment Settings' page. On the left is a sidebar with various settings categories. The main content area is titled 'My DHL Accounts' and includes a 'Default Account Settings' section with an 'Edit' button. Below this is the 'Online Billing Enrollment' section, which contains a 'Request Sent' button, a 'Register for Access' button with a green checkmark, and a 'Close' link. A text box explains that enrolling will send an email with login details. Below the buttons is a 'Register your details' form with 'User Name' and 'Password' input fields. At the bottom right of the form is a yellow 'Submit' button. Red arrows and boxes are used to highlight the 'Register for Access' button, the 'Register your details' form fields, and the 'Submit' button, corresponding to steps 5, 6, 7, 8, and 9 of the instructions.

5

Click on “Register for Access”, under Online Billing Enrollment section

6

You should receive an email containing your MyBill login credentials. Please search your email for the keyword **"MyBill"** to find locate it.

7

Once you have located your **MyBill** username and password in your email.

Note: If you have forgotten your MyBill password, please refer to page 6 (Reset Password for MyBill) for instructions

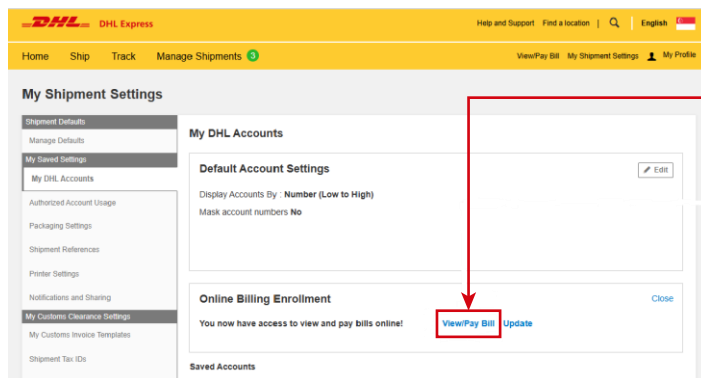
8

Enter your MyBill login credentials here

9

Click on “Submit”

Step 4: Setup Completed

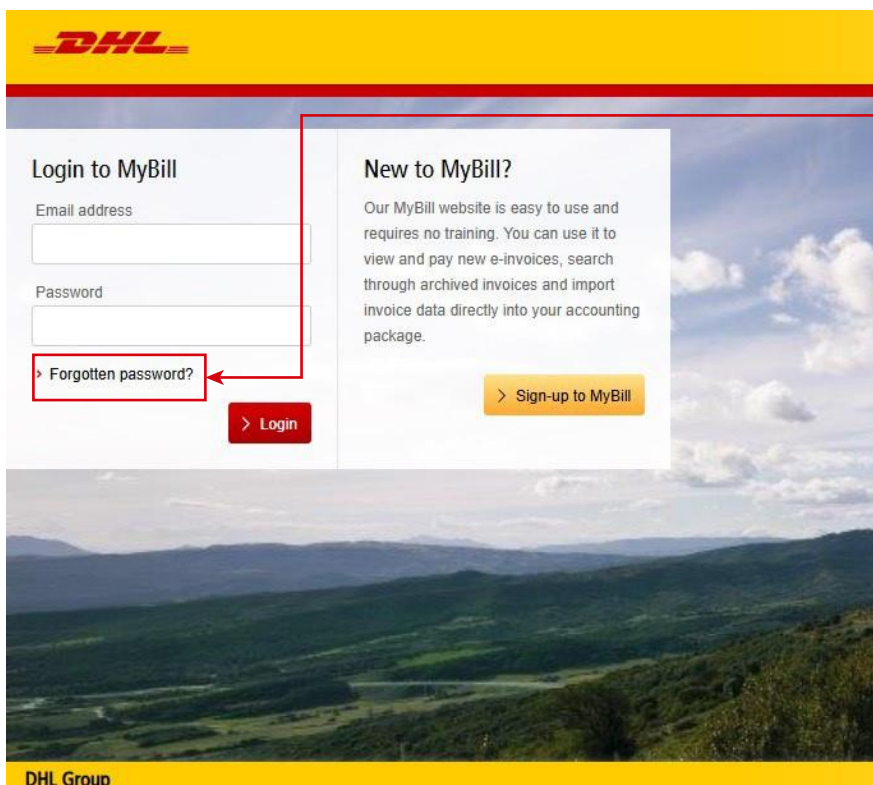


- 10** Click on **“View/ Pay Bill”**. You will be redirected to the MyBill website.



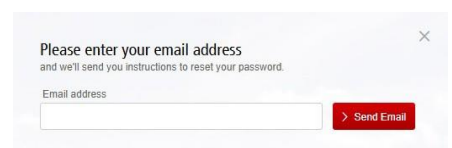
You can now access MyBill in the MyDHL+ portal.

Reset Password for MyBill



- 1** Visit the MyBill website at: <https://mybill.dhl.com/login> Then click on **“Forgotten password?”**

- 2** Enter your email address and click "Send Email." You will receive an email with instructions on how to reset your password.



CONNECT WITH US

DHL Express Indonesia



Ready to ship? Get a quote from [MyDHL+](#)



Call Customer Services on **0800-1-333-333** or Technical Support Helpdesk on **+6221 2953 7200**



Find your nearest [DHL Service Point](#)

The information in this guide is correct as of 07/2025.

DHL reserves the right to amend or modify any of the information at any time.

DHL Express