



ESECURE APPROVAL Pre-Approve Steps

Pre-approval process for shipper who request before create a shipment
Administrators only!



TUTORIAL VIDEO

[Click here to login MyDHL+](#)



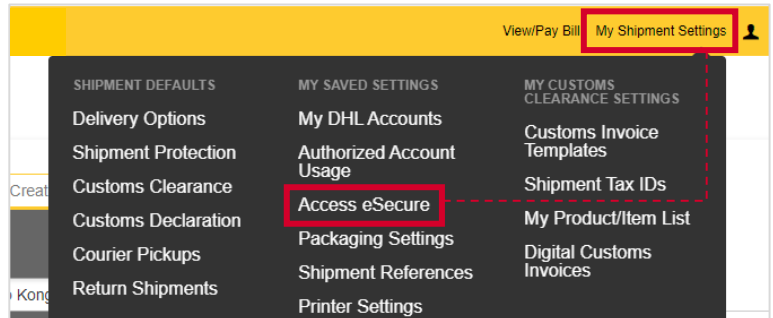
1

Access eSecure



- My Shipments Settings

- Access eSecure



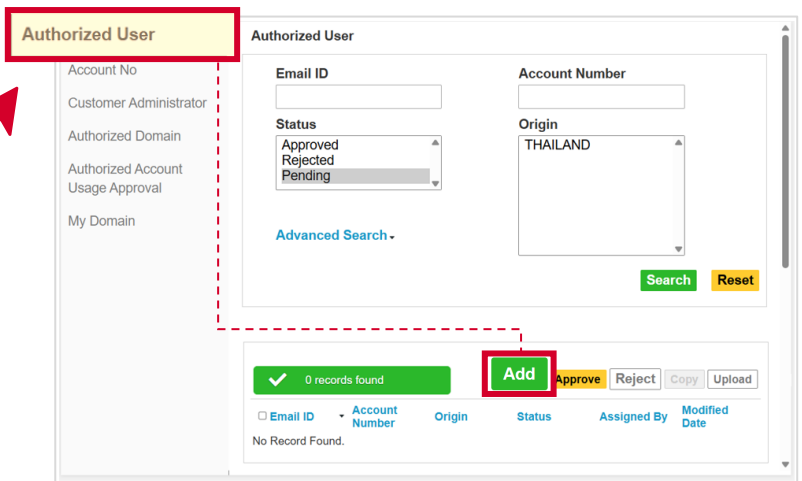
2

Access menu



- Go to Authorized User

- Click [Add](#)



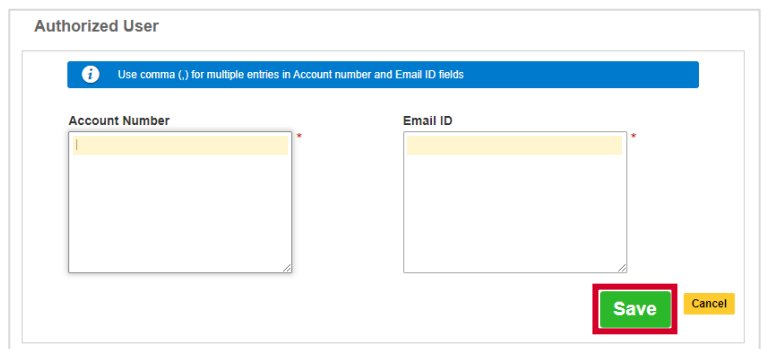
3

Input data



- Input your **own account** and **shipper's email**

- Click [Save](#)



The message will show once completed

